


Options

Several heights available
4 Front window options
Lift-up door
Double cargo door
Walk-in door
Hatch-back door
Side doors
Double side doors
Galvanized steel tool box
Horizontal Shelf
Vertical divider
½ vertical divider
Fold down tray
Skid resistant rubber mat
Base coat – clear coat paint
Door stop retainers
Radius dark glass windows
Window security screens
12v Dome light
Battery operated doem light
Utility Racks
Ladder loader

UNICOVER



• PRO SERIES •

Options



OPTION

The heavy galvanized steel tool boxes with horizontal shelves and vertical dividers offer organized storage for everything you need to do your job.



OPTION

The LadderLoader allows you to store your step ladder in a convenient, out of the way area, leaving more cargo space in the pickup bed.



OPTION

The fold down tray creates a convenient work area. Add the heavy rubberized mat to the tool box or shelf for additional convenience and safety.

OPTION

Aluminum expanded metal screens are available for extra protection and security.



OPTIONAL UTILITY RACKS


Choose the rack that's right for you




Light duty utility racks



Heavy duty Utility Racks



Heavy Duty Utility rack with center support



Heavy Duty Utility rack with center support and beam

PRO SERIES

Double Cargo Doors



The double cargo door option provides easy access for any job. The inner liner protects the doors from cargo damage and the folding T-handle 3-point lock and optional security screens provide the security you need.



PRO SERIES

Walk-In Door



The walk-in Door has all of the features of the double cargo door in a single door design. The optional 30" height provides additional work area and cargo capacity, while the optional radius dark glass window gives rear visibility for convenience and safety.

